




# FIDA Data Feed

*FIDA Data Feed is the service that provides data and information about Italian and International markets.*


It's aimed to different kind of users to foster applications, databases or websites. Every user defines tools, contents, update methods tailored on their own necessity and uses.

FIDA Data Feed drives through your current challenges and prepares you for future tasks with trustworthy, solid data that flows flawlessly across your organization.


FIDA has a dedicated team that constantly overhauls a database with more than 730 Fund Providers, 15.900 Funds and more than 75.000 Share Classes, ensuring the completeness of the information provided – security master, prices and NAV, historical series, derived data – and acknowledging every fiscal and legislative innovation related to any kind of instruments – completed with Full Legal Documentation. It's considered one of the most extensive and complete databases in Europe.




Market	Contents	Description
<b>Italian Stock Market</b>		
Total coverage		
	Dividends and prices	Daily quotation (opening, low, high, reference price, official price, last price, volume) Historical series Dividends
	Static data	ISIN Code Company Share type Currency Sector Outstanding shares Capitalization Minimum lot Association index
	BRating <sup>1</sup> system	BRating category BRating classification
<b>Foreign Stock Market</b>		
Main securities listed on the Stock Exchange of Amsterdam, Athens, Brussels, Copenhagen, Dublin, Frankfurt, Helsinki, Hong Kong, Lisbon, London, Madrid, NASDAQ, New York, Oslo, Paris, Stockholm, Sydney, Tokyo, Toronto, Vienna, Zurich		
	Pricing data fields	Daily quotation (opening, low, high, reference price, official price, last price, volume) Historical series
	Static data	ISIN code Company Currency Sector Association index
	BRating <sup>(1)</sup> system	BRating category BRating classification




Market	Contents	Description
<b>Italian Bond Market</b>		
Treasury stock listed on MOT, TLX, Hi-Mtf, MPS-DDT		
Convertible Bonds		
	Pricing data fields	Daily quotation
		Historical series
	Static data	ISIN code
		Company
		Bond type
		Currency
		Issuer
		Minimum negotiation
		Face value
		Issuing date
		Expiration date
		Issued amount
		Current amount
		Issuing price
		Reimbursement price
		Indexing type
		Warranty type
		Rate (if fixed) or coupon plan
		Number of coupon per year
		Coupon detachment date
		Amortization type
		Amortization schedule
		Minimum reimbursement
		Anticipated reimbursement date
		Withholding tax
	BRating <sup>(1)</sup> system	BRating category
		BRating classification



Market	Contents	Description
<b>Funds and SICAV</b>		
Italian funds, historical Luxembourg funds, foreign funds and SICAV		
	Dividends and prices	Daily NAV Historical series
	Static data	ISIN code Fund name Management company SICAV/Umbrella Currency Currency of denomination Country Start date Custodian bank Auditing firm PAC Minimum initial investment Min. subsequent investment Minimum reimbursement Instrument type (SICAV, fund) Commission details Benchmark Dividends Dividend periodicity Assogestioni category Fund objective Investment policy Risk profile (SRRI) Current expenses Fund manager Fund start date
	Portfolio	Monthly total NAV Allocation on asset, currency, country, sector or rating Top ten
	BRating <sup>(1)</sup> system	BRating category BRating classification BRating
	Documents	KIID Prospectus Subscription form Guideline Annual and semi annual reports
	Tax system	% white list (bonds)




Market	Contents	Description
<b>Pension funds</b>		
	Pricing data fields	Daily NAV Historical series
	Static data	Fund name Management team SICAV/Umbrella Country Start date Custodian bank Auditing firm Insurance company PAC Minimum initial investment Commission details Benchmark Investment policy
	BRating <sup>(1)</sup> system	BRating category BRating classification BRating
	Documents	Prospectus Guideline Annual report Semi annual report
<b>Insurance funds, hedge funds, closed-end funds</b>		
	Dividends and prices	Daily NAV Historical series
	Static data	Fund name Management company Fund type Country Start date Management fee Benchmark Investment policy Risk profile
	BRating <sup>(1)</sup> system	BRating category BRating classification BRating
	Documents	Prospectus Subscription form Guideline



Market	Contents	Description
<b>ETF-ETC</b>		
Listed in Europe plus a selection of extra European ETC/ETC		
	Pricing data fields	Daily quotation (opening, low, high, reference price, official price, last price, volume)
		Daily NAV
		Historical series
	Static data	Instrument name
		Management team
		SICAV/Umbrella
		Country
		Listing currency
		Denomination currency
		Start date
		Type (ETF/ETC/ETN)
		Management's fee
		Current expenses
		Benchmark
		SRRI
		Replication type
		Replication base
		SRRI
		Dividends
		Dividends periodicity
	Portfolio	Top ten
	BRating <sup>(1)</sup> system	BRating category
		BRating classification
		BRating
	Documents	KIID
		Prospectus
		Guidelines
		Annual report
	Tax system	% white list (for bond based ETF)


## Corporate Actions

<b>Funds, SICAV, ETF</b>		
		Mergers, split, currency variations, name, company, ISIN



Market	Contents	Description
<b>Rates</b>		
Euribor, worldwide rates		
	Pricing data fields	Values
		Historical series
<b>Derivatives</b>		
Main futures exchanged on IDEM, CME, Eurex, Euronext Liffe, Nymex, Comex, LCE, ICE markets		
	Pricing data fields	Daily quotation (opening, low, high, reference price, official price, last price, volume)
		Historical series
<b>Currencies e cross-rates</b>		
Fixing BCE and main cross rates		
	Pricing data fields	Daily quotation (opening, low, high, reference price, official price, last price, volume)
		Historical series
<b>Indexes</b>		
Selection of Italian and international indexes		
	Pricing data fields	Daily quotation (opening, low, high, reference price, official price, last price, volume)
		Historical series
	BRating <sup>1</sup> system	BRating category
		BRating classification

<sup>1</sup> For the BRating system please refer to the explanatory document.




## Derived data

**Calc data (further and/or different information might be available upon request)**

	Yields	Return YTD
		Last year yields
		N-years yields
	Statistical analysis	Annualized average
		Yields average
		Variance
		Asymmetry
		Kurtosis
		Tracking Error Media
		Tracking Error Volatility
		Tracking Error Asymmetry
	Amplification factor	Amplification factor
		Understatement factor
		Negative transformation factor
		Positive transformation factor
		Positive reactivity
	Absolute risk	Maximum Draw Down
		ShortFall
		Down Side Risk
		Volatility
		Correlation
		V.A.R
	Linear and quadratic CAPM	Alfa
		Beta
		R Squared
		Alfa Q.
		Beta Q.
		Gamma Q.
	Misure Risk Adjusted Perf.	Sharpe
		Sortino
		Modigliani
		Treynor
		Information Ratio
		Tracking Error Volatility
		Residual Risk
		Equivalent yield
		Awaited yield
		Risk premium
		Selectivity
		Normal Fund Return
		Diversification yield
		Net selectivity





FIDA is today the Italian leader in data and information collection, analysis and re-distribution about financial products and its database is distributed to the main players of Italian and international finance.

FIDA produces and distributes software platforms for private consultants, financial promoters and research departments. More than 150 institutional clients and thousands of professional customers use and appreciated the precision and completeness of FIDA products on a daily basis.



FIDA Srl - TORINO (Italy) - Tel. +39-011 5813 777 - [www.fidaonline.com](http://www.fidaonline.com)  
 FIDA Sales Team: sales@fidaonline.com